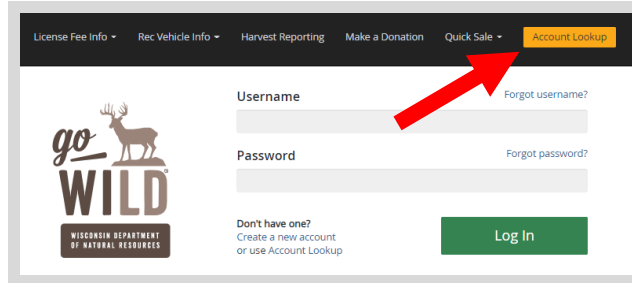


HOW TO: Purchase a Spring Turkey Bonus Permit in Go Wild

STEP 1: Log into your Go Wild account

- **Visit the website gowild.wi.gov.** If you have already set up a username/password for your account, you may log in directly using that. If you have not yet created a username/password, use the "Account Lookup" option to search for your account or create a new account if necessary.



License Fee Info - Rec Vehicle Info - Harvest Reporting - Make a Donation - Quick Sale - **Account Lookup**

go WILD
WISCONSIN DEPARTMENT OF NATURAL RESOURCES

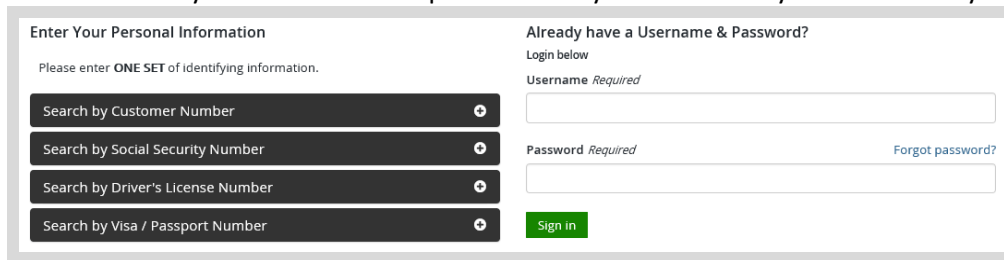
Username Forgot username?

Password Forgot password?

Don't have one?
Create a new account or use Account Lookup

Log In

- **Access your Account** - Search for your existing customer record using one of the four personal information options on the left. Or enter your username and password for your account if you have already created one.



Enter Your Personal Information

Please enter ONE SET of identifying information.

Search by Customer Number

Search by Social Security Number

Search by Driver's License Number

Search by Visa / Passport Number

Already have a Username & Password?

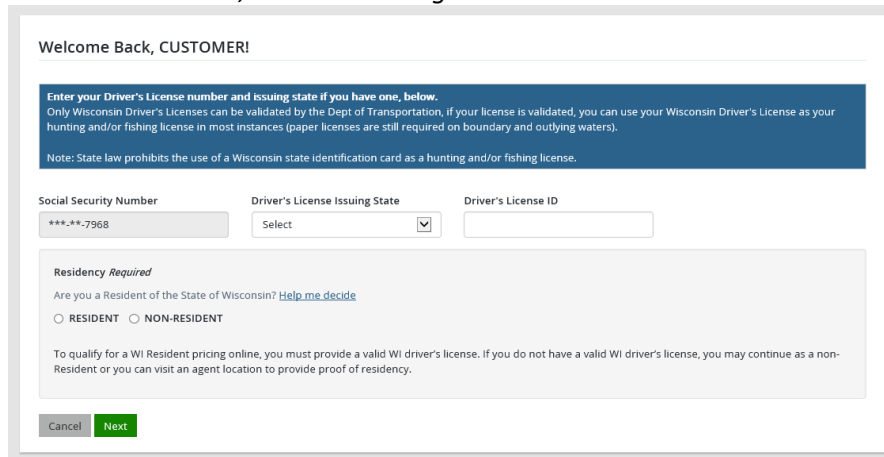
Login below

Username *Required*

Password *Required* [Forgot password?](#)

Sign in

- **Welcome Back!** Enter your driver license information (optional). If you do not wish to enter your driver license, leave both the DL state and DL number blank. Next indicate your state residency (Wisconsin resident or nonresident). If you are unsure of your state residency, select the [Help me decide](#) link. *Note: To change your residency from nonresident to resident, all customers age 18 and over must include a WI driver license number.*



Welcome Back, CUSTOMER!

Enter your Driver's License number and issuing state if you have one, below.
Only Wisconsin Driver's Licenses can be validated by the Dept of Transportation, if your license is validated, you can use your Wisconsin Driver's License as your hunting and/or fishing license in most instances (paper licenses are still required on boundary and outlying waters).

Note: State law prohibits the use of a Wisconsin state identification card as a hunting and/or fishing license.

Social Security Number: ***-**-7968

Driver's License Issuing State: Select

Driver's License ID:

Residency Required

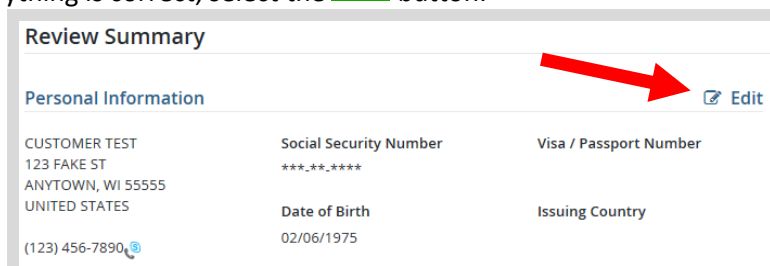
Are you a Resident of the State of Wisconsin? [Help me decide](#)

RESIDENT NON-RESIDENT

To qualify for a WI Resident pricing online, you must provide a valid WI driver's license. If you do not have a valid WI driver's license, you may continue as a non-Resident or you can visit an agent location to provide proof of residency.

Cancel **Next**

- **Review Summary.** Check your personal information for accuracy. If changes need to be made, select the [Edit](#) icon. If everything is correct, select the **Yes** button.



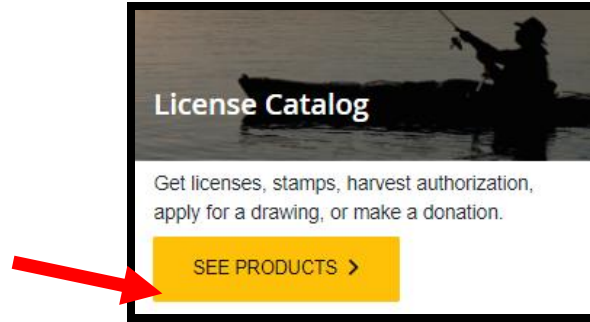
Review Summary

Personal Information [Edit](#)

CUSTOMER TEST 123 FAKE ST ANYTOWN, WI 55555 UNITED STATES (123) 456-7890	Social Security Number ***-**-**** Date of Birth 02/06/1975	Visa / Passport Number Issuing Country
--	--	---

STEP 2: Select your license/application product

- **Customer Homepage.** Locate the License Catalog section and select the **SEE PRODUCTS** button



- **Product Catalog.** Select the Hunt/Trap tab at the top, and then select the Spring Turkey Bonus Harvest Authorization from the Product List.

Product Name	Description
Spring Turkey Bonus Harvest Authorization (Resident)	Bonus Harvest Authorization for Spring Turkey...

- **Spring Turkey Permit choices** - Select the Management Zone and time period for your permit. The drop-down list will display the turkey management units available (you may see some units that are sold out and cannot be selected). If you have not yet purchased your Spring turkey license, the system will ask you to purchase a license product now under the Required section. The selected license will also include the required turkey stamp if not already purchased. Select your preferred license option and Add to Cart.

Spring Turkey Leftover Harvest Authorization (Resident)

Allows the harvest of an additional turkey in a specified turkey management zone during the Fall season. Issued to customers on a first come, first served basis at a rate of one per day until all zones are sold out. Customers who paid for a Turkey stamp in the Spring will not be required to pay the Turkey stamp fee when purchasing Spring Turkey Leftover Harvest Authorization

Conservation Patron, Senior Citizen Recreation cardholders, and Spring Turkey License holders are exempt from paying the fee for the Turkey License/Stamp

Price:

[Please refer to this map for zone choices](#) **MAP**

Management Zone/Unit *Required*

Time Period *Required*

Required

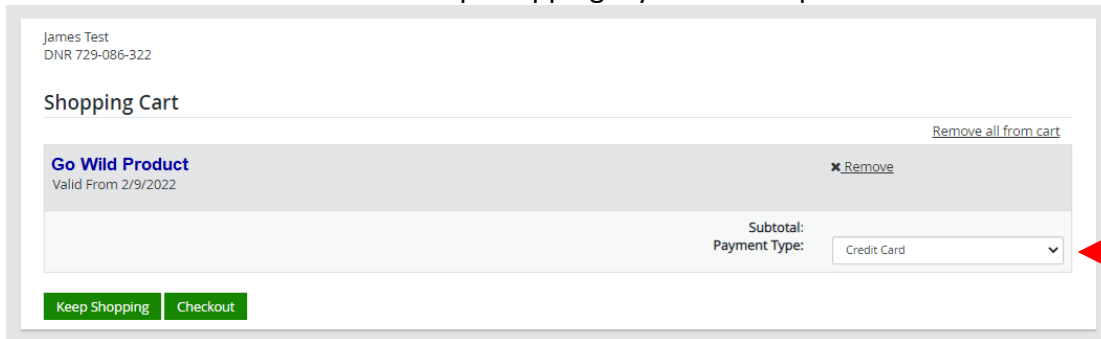
Just a minute! You will need to make an additional purchase with this product. Please select one item from below.

Conservation Patron
Fishing, Small Game, Gun Deer, Bow (vertical and cross), Spring and Fall Turkey, Goose, and Trapping are all included along with special permit applications for otter, fisher, spring/fall turkey and state waterfowl, turkey, pheasant, trout and salmon stamps.

Spring Turkey
Allows hunting of wild turkey during the Spring season. Individuals must also possess a current year Spring turkey harvest authorization and turkey stamp. If you purchased a current year Spring Turkey License and stamp, your stamp privilege will automatically print on a Fall license.

STEP 3: Make payment and print your receipt

- **Shopping Cart.** Confirm your purchase is correct. Select your **Payment Type** (Credit Card or Checking Account) and select **Checkout**. Or select Keep Shopping if you need to purchase more.



James Test
DNR 729-086-322

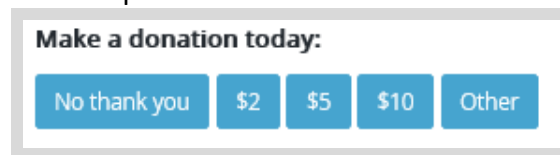
Shopping Cart [Remove all from cart](#)

Go Wild Product [✕ Remove](#)
Valid From 2/9/2022

Subtotal:
Payment Type: Credit Card

[Keep Shopping](#) [Checkout](#)

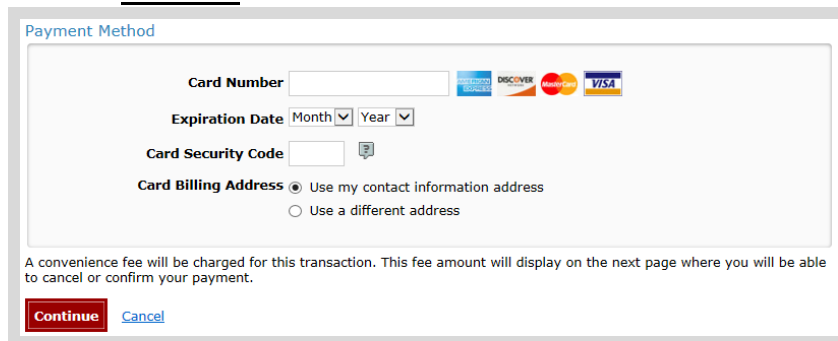
- **Donations:** Make a donation to the Cherish Wisconsin Fund. You may select one of the predetermined amounts or select Other to enter in a specific amount.







Make a donation today:

[No thank you](#) [\\$2](#) [\\$5](#) [\\$10](#) [Other](#)


- **Make Payment.** Check the screen for reminders and confirm the total. A convenience fee of 2% will be added to your total when a credit card is used. Select **Make Payment** when ready.
- **Payment Processing.** Scroll to the bottom and enter your credit card (or checking account) information. Select the red **Continue** button when finished.



Payment Method

Card Number    

Expiration Date Month Year

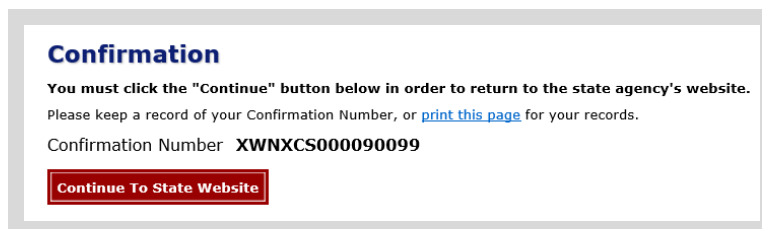
Card Security Code 

Card Billing Address Use my contact information address
 Use a different address

A convenience fee will be charged for this transaction. This fee amount will display on the next page where you will be able to cancel or confirm your payment.

[Continue](#) [Cancel](#)

- **Review Payment.** The last step before the license purchase is final. Confirm your payment details, payment method, Billing address, and contact info on the screen. Select **Confirm** when finished.
- **Confirmation.** Your purchase is final, but you are not done yet! Copy down the confirmation number or print the screen. Then select the red **Continue To State Website** button to return and print your license documents.



Confirmation

You must click the "Continue" button below in order to return to the state agency's website.
Please keep a record of your Confirmation Number, or [print this page](#) for your records.

Confirmation Number **XWNXCS000090099**

[Continue To State Website](#)

- **Printing your license.** Now back in the Go Wild site, scroll down and select the **Receipt and License Documents** button to open your receipt documents for printing.