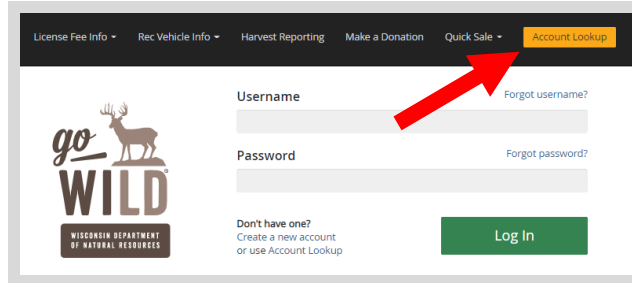


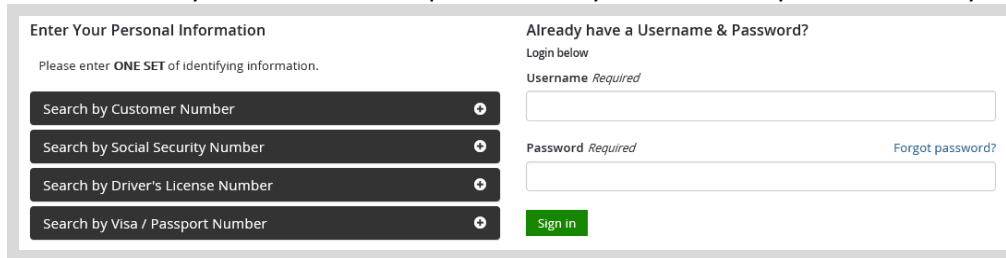
HOW TO: Purchase a bonus antlerless tag in Go Wild

STEP 1: Log into your Go Wild account

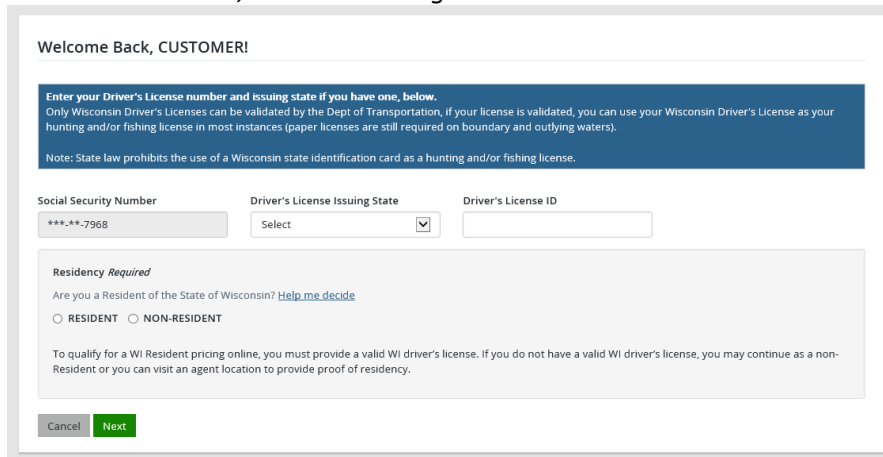
- **Visit the website gowild.wi.gov.** If you have already set up a username/password for your account, you may log in directly using that. If you have not yet created a username/password, use the "Account Lookup" option to search for your account or create a new account if necessary.



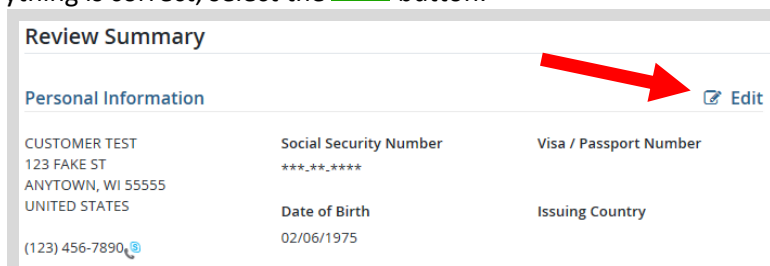
- **Access your Account** - Search for your existing customer record using one of the four personal information options on the left. Or enter your username and password for your account if you have already created one.



- **Welcome Back!** Enter your driver license information (optional). If you do not wish to enter your driver license, leave both the DL state and DL number blank. Next indicate your state residency (Wisconsin resident or nonresident). If you are unsure of your state residency, select the [Help me decide](#) link. *Note: To change your residency from nonresident to resident, all customers age 18 and over must include a WI driver license number.*



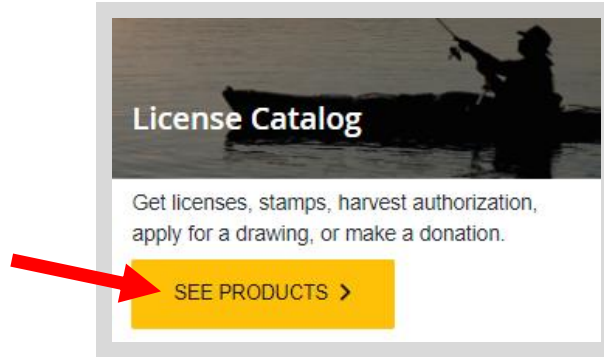
- **Review Summary.** Check your personal information for accuracy. If changes need to be made, select the [Edit](#) icon. If everything is correct, select the [Yes](#) button.



Review Summary		
Personal Information		
CUSTOMER TEST 123 FAKE ST ANYTOWN, WI 55555 UNITED STATES (123) 456-7890	Social Security Number ***.**-**** Date of Birth 02/06/1975	Visa / Passport Number Issuing Country

STEP 2: Select your license/application product

- **Customer Homepage.** Locate the License Catalog section and select the **SEE PRODUCTS** button



- **Product Catalog.** Select the Hunt/Trap tab at the top, and select the Bonus Antlerless Deer Harvest Authorization from the Product List.

Hunt/Trap	Fish	Applications	Trails & Parks	Misc/Other	Renew Vehicle
Products					
Product Name		Description			
Bonus Antlerless Deer Harvest Authorization		Allows the holder of a valid license that authoriz...			

- **Bonus Harvest Authorization choices.** First select the Management Zone/Unit (county). The drop-down list will display the deer management units available (you may see some units that are sold out and cannot be selected). You must also choose the land type (public or private) for each harvest authorization. *Note: If you have not yet purchased your deer license yet, the system will prompt you to select a license as a required add-on.*

Bonus Antlerless Deer Harvest Authorizations

Allows the holder of a valid license that authorizes deer hunting (gun, archer or crossbow) the harvest of an additional antlerless deer in a specified deer management unit and land type. Not all deer management units will have permits available.

These are sold on a first come, first serve basis and individuals may purchase one bonus permit per day until each unit is sold out (and must possess a valid deer hunting license in order to purchase an antlerless bonus permit). If you are seeing a reserved message, this means another customer has selected the last tag and they have not yet checked out.

Price:

[Please refer to this map for zone choices](#)

Management Zone/Unit Required: Time Period Required: Zone:

Land Type Required: Public Private

Required

Just a minute! You will need to make an additional purchase with this product. Please select one item from below.

- Conservation Patron**
Fishing, Small Game, Gun Deer, Bow (vertical and cross), Spring and Fall Turkey, Goose, and Trapping are all included along with special permit applications for otter, fisher, spring/fall turkey and state waterfowl, turkey, pheasant, trout and salmon stamps.
- Archer**
Allows bow hunting of all game except bear and wild turkey. Does not allow use of a crossbow.
- Crossbow w/Archer**
New Buyer Archery plus \$3 crossbow upgrade. Allows hunting with a crossbow and/or bow for all game except bear and wild turkey.
- Gun Deer**
Allows deer hunting with firearms, bow and arrows and crossbows during the appropriate firearm deer season.

STEP 3: Make payment and print your receipt

- **Shopping Cart.** Confirm your purchase is correct. Select your **Payment Type** (Credit Card or Checking Account) and select **Checkout**. Or select Keep Shopping if you need to purchase more.

James Test
DNR 729-086-322

Shopping Cart

Remove all from cart

Go Wild Product
Valid From 2/9/2022

Remove

Subtotal:
Payment Type: Credit Card

Keep Shopping Checkout

- **Donations:** Make a donation to the Cherish Wisconsin Fund. You may select one of the predetermined amounts or select Other to enter in a specific amount.

Make a donation today:

No thank you \$2 \$5 \$10 Other

- **Make Payment.** Check the screen for reminders and confirm the total. A convenience fee of 2% will be added to your total when a credit card is used. Select **Make Payment** when ready.
- **Payment Processing.** Scroll to the bottom and enter your credit card (or checking account) information. Select the red **Continue** button when finished.

Payment Method

Card Number

Expiration Date Month Year

Card Security Code

Card Billing Address Use my contact information address
 Use a different address

A convenience fee will be charged for this transaction. This fee amount will display on the next page where you will be able to cancel or confirm your payment.

Continue Cancel

- **Review Payment.** The last step before the license purchase is final. Confirm your payment details, payment method, Billing address, and contact info on the screen. Select **Confirm** when finished.
- **Confirmation.** Your purchase is final, but you are not done yet! Copy down the confirmation number or print the screen. Then select the red **Continue To State Website** button to return and print your license documents.

Confirmation

You must click the "Continue" button below in order to return to the state agency's website.

Please keep a record of your Confirmation Number, or [print this page](#) for your records.

Confirmation Number **XWNXCS000090099**

Continue To State Website

- **Printing your license.** Now back in the Go Wild site, scroll down and select the **Receipt and License Documents** button to open your receipt documents for printing.