
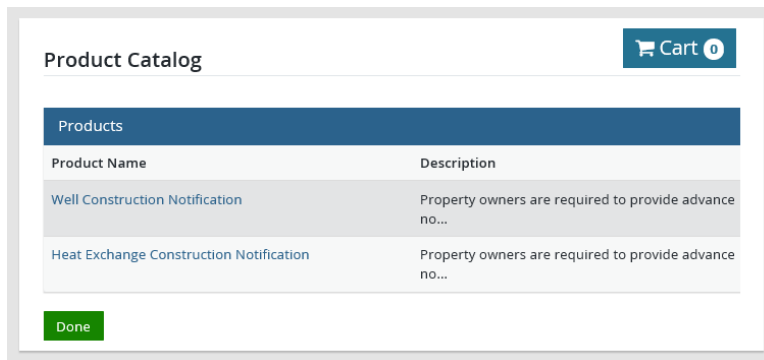


HOW TO: Purchase a Well Construction or Heat Exchange Construction Permit in Go Wild

Visit the website gowild.wi.gov. Select the Quick Sale link at the top right of the page and select the “Well Notifications” item from the drop-down list.



- **Product Catalog.** The next screen will display all quick sale products. Select the appropriate item from the list.



- **Notification Information.** Enter all the information requested for the notification you chose. Make sure to complete all required fields and select Continue when done.

Well Construction Notification

Property owner name

Street Name and Address

City, Village, or Township

County

Nearest Intersecting Road or Highway

Well Type

Well Driller name

Pump Installer Name

Heat Exchange Construction Notification

Property owner name

Street Name and Address

City, Village, or Township

County

Nearest Intersecting Road or Highway

Heat Exchange Driller Name

Make payment and print your receipt

- **Shopping Cart.** Confirm your purchase is correct. Select your **Payment Type** (Credit Card or Checking Account) and select **Checkout**. Or select Keep Shopping if you need to purchase more.

James Test
DNR 729-086-322

Shopping Cart [Remove all from cart](#)

Go Wild Product [✕ Remove](#)
Valid From 2/9/2022

Subtotal:
Payment Type: Credit Card

[Keep Shopping](#) [Checkout](#)





- **Donations:** Make a donation to the Cherish Wisconsin Fund. You may select one of the predetermined amounts or select Other to enter in a specific amount.

Make a donation today:


[No thank you](#) [\\$2](#) [\\$5](#) [\\$10](#) [Other](#)

- **Make Payment.** Check the screen for reminders and confirm the total. A convenience fee of 2% will be added to your total when a credit card is used. Select **Make Payment** when ready.
- **Payment Processing.** Scroll to the bottom and enter your credit card (or checking account) information. Select the red **Continue** button when finished.

Payment Method

Card Number    

Expiration Date Month Year

Card Security Code 

Card Billing Address Use my contact information address
 Use a different address

A convenience fee will be charged for this transaction. This fee amount will display on the next page where you will be able to cancel or confirm your payment.

[Continue](#) [Cancel](#)

- **Review Payment.** The last step before the license purchase is final. Confirm your payment details, payment method, Billing address, and contact info on the screen. Select **Confirm** when finished.
- **Confirmation.** Your purchase is final, but you are not done yet! Copy down the confirmation number or print the screen. Then select the red **Continue To State Website** button to return and print your license documents.

Confirmation

You must click the "Continue" button below in order to return to the state agency's website.
Please keep a record of your Confirmation Number, or [print this page](#) for your records.

Confirmation Number **XWNXCS000090099**

[Continue To State Website](#)

- **Printing your license.** Now back in the Go Wild site, scroll down and select the [Receipt and License Documents](#) button to open your receipt documents for printing.