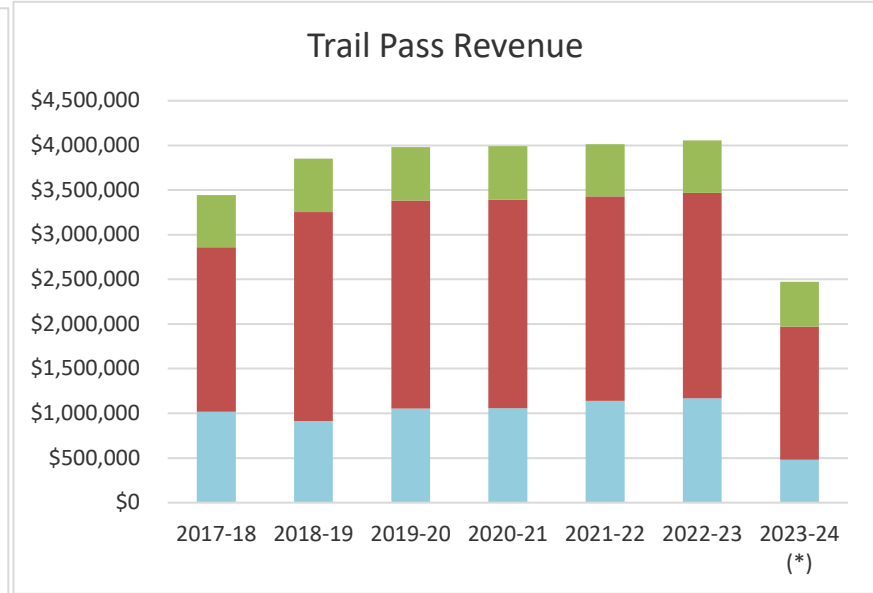
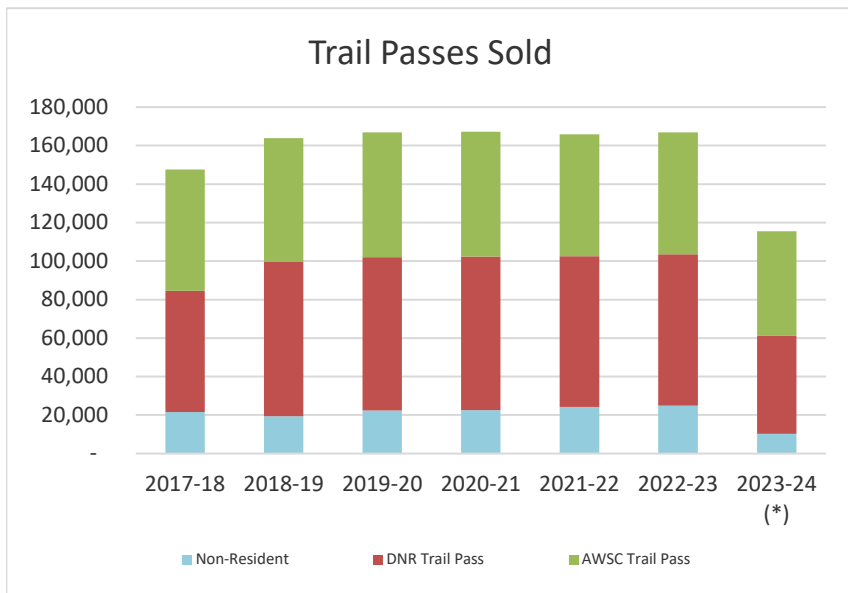


Season	Total Snowmobile Trail Passes Sold						Total
	Non-Resident	Revenue (approximate)	DNR Trail Pass	Revenue (approximate)	AWSC Trail Pass	Revenue (approximate)	
2017-18	21,634	\$1,016,798	62,988	\$1,842,399	63,024	\$582,972	\$3,442,169
2018-19	19,477	\$915,419	79,991	\$2,339,737	64,366	\$595,386	\$3,850,541
2019-20	22,438	\$1,054,586	79,619	\$2,328,856	64,757	\$599,002	\$3,982,444
2020-21	22,532	\$1,059,004	79,786	\$2,333,741	64,906	\$600,381	\$3,993,125
2021-22	24,226	\$1,138,622	78,251	\$2,288,842	63,406	\$586,506	\$4,013,969
2022-23	24,890	\$1,169,830	78,613	\$2,299,416	63,442	\$586,839	\$4,056,084
2023-24 (*)	10,217	\$480,199	50,950	\$1,490,288	54,268	\$501,979	\$2,472,466

(*) 2023-24 Totals as of Jan 31, 2024. Non-Resident & DNR Trail Pass may include some duplicate entries that are rolled back after June 30.

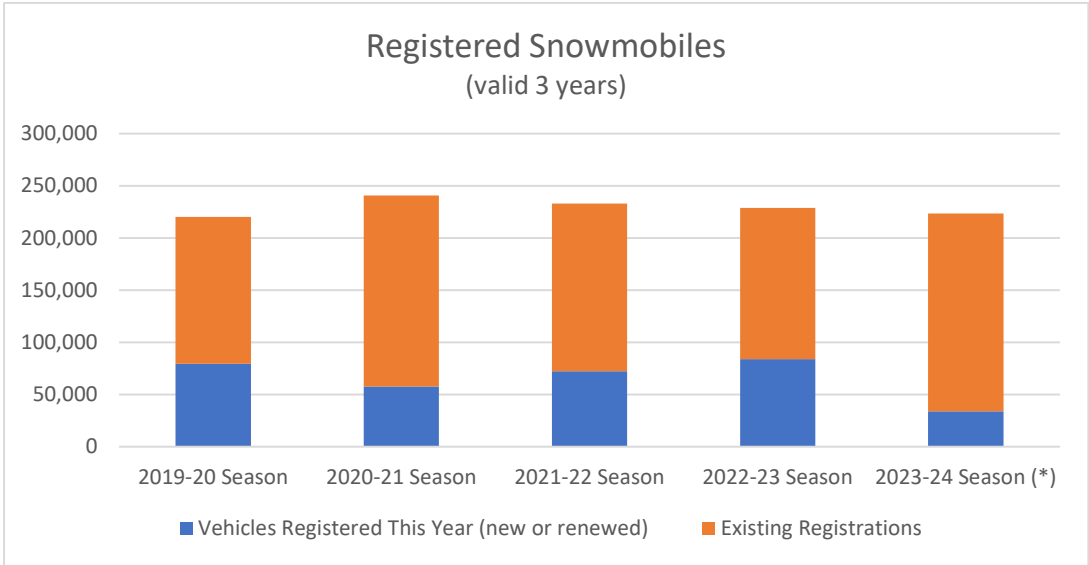


Snowmobile Vehicle Registrations

	Registered Snowmobiles in Wisconsin				
	2019-20 Season	2020-21 Season	2021-22 Season	2022-23 Season	2023-24 Season (*)
Vehicles Registered This Year (new or renewed)	79,379	57,679	72,254	83,784	33,936
Existing Registrations	140,969	183,002	160,870	145,159	189,600
Total Active Registrations	220,348	240,681	233,124	228,943	223,536

Registrations expire June 30th annually.

(*) Partial season count, as of Feb 1 2024



Snowmobile Supplemental Payments for 2022-23 Season

DNR REG	Miles	County/State	Total Claim Requested =Reg + Supp	Contract Maint.	Storm D Rcvd	Supp. Per Request	Supp. Reviewed	Audit Adjustment	Groom per mile	Non-Gr per mile	Exp Above Cap
NER	548.4	MARINETTE COUN	\$184,015.16	\$164,520		19,495.16	\$19,495.16	\$0.00	\$239.86	\$95.69	
NER	475.9	SHAWANO COUNTY	\$235,762.53	\$142,770		92,992.53	\$89,816.13	(\$3,176.40)	\$308.67	\$180.06	
NER	447.0	OCONTO COUNTY	\$275,580.37	\$134,100	\$21,768	141,480.37	\$125,654.00	(\$15,826.37)	\$331.11	\$267.58	
WCR	425.5	CHIPPEWA COUNTY	\$219,000.71	\$127,650	\$79,920	91,350.71	\$92,090.81	\$740.10	\$303.65	\$212.78	
WCR	376.2	CLARK COUNTY	\$157,373.26	\$112,860	\$33,622	44,513.26	\$43,454.05	(\$1,059.21)	\$268.87	\$146.64	
WCR	318.1	DUNN COUNTY	\$161,628.00	\$95,430		66,198.00	\$54,821.00	(\$11,377.00)	\$222.66	\$285.44	
WCR	146.4	LA CROSSE COUN	\$66,783.20	\$43,920	\$7,111	22,863.20	\$19,652.93	(\$3,210.27)	\$202.42	\$231.82	
WCR	770.8	MARATHON COUN	\$481,624.22	\$231,240	\$113,507	250,384.22	\$246,204.00	(\$4,180.22)	\$450.86	\$168.57	
WCR	237.9	PIERCE COUNTY	\$139,631.38	\$71,370		68,261.38	\$67,938.00	(\$323.38)	\$335.57	\$251.36	
WCR	247.6	ST. CROIX COUNTY	\$138,204.50	\$74,280		63,924.50	\$63,567.80	(\$356.70)	\$357.92	\$198.82	
NOR	175.2	FLORENCE COUNTY	\$64,496.60	\$52,560	\$0	11,936.60	\$11,904.10	(\$32.50)	\$348.42	\$19.53	
NOR	406.2	FOREST COUNTY	\$370,352.09	\$121,860	\$22,050	243,720.00	\$243,720.00	\$0.00	\$715.58	\$196.17	\$4,772.09
NOR	308.2	IRON COUNTY	\$303,275.02	\$92,460	\$0	184,920.00	\$184,920.00	\$0.00	\$813.94	\$170.08	\$25,895.02
NOR	539.1	LANGLADE COUNTY	\$402,223.68	\$161,730	\$53,884	240,493.68	\$239,460.95	(\$1,032.73)	\$551.65	\$192.54	
NOR	334.7	LINCOLN COUNTY	\$147,319.14	\$100,410	\$29,993	46,909.14	\$46,909.14	\$0.00	\$311.75	\$128.40	
NOR	431.6	ONEIDA COUNTY	\$457,495.51	\$129,480	\$16,980	258,960.00	\$258,960.00	\$0.00	\$770.72	\$338.01	\$69,055.51
NOR	493.0	PRICE COUNTY	\$416,842.36	\$147,900	\$59,997	268,942.36	\$264,185.00	(\$4,757.36)	\$585.87	\$377.80	
NOR	499.6	VILAS COUNTY	\$688,914.84	\$149,880	\$0	299,760.00	\$299,760.00	\$0.00	\$1,179.58	\$199.35	\$239,274.84
NOS	207.7	ASHLAND COUNTY	\$142,880.70	\$62,310	\$0	80,570.70	\$80,294.45	(\$276.25)	\$613.15	\$73.44	
NOS	337.6	BARRON COUNTY	\$177,345.25	\$101,280	\$0	76,065.25	\$76,065.25	\$0.00	\$360.12	\$165.19	
NOS	462.5	BAYFIELD COUNTY	\$360,367.90	\$138,750	\$0	221,617.90	\$221,617.90	\$0.00	\$558.92	\$220.25	
NOS	262.4	BURNETT COUNTY	\$156,512.90	\$78,720	\$36,137	77,792.90	\$77,792.90	\$0.00	\$496.98	\$99.49	
NOS	354.3	DOUGLAS COUNTY	\$266,033.58	\$106,290	\$38,429	159,743.58	\$159,743.58	\$0.00	\$567.02	\$183.85	
NOS	388.6	POLK COUNTY	\$340,363.21	\$116,580	\$0	223,783.21	\$199,021.00	(\$24,762.21)	\$562.15	\$312.91	
NOS	318.7	RUSK COUNTY	\$203,006.45	\$95,610	\$166,297	107,396.45	\$106,941.45	(\$455.00)	\$472.55	\$163.00	
NOS	391.68	SAWYER COUNTY	\$252,544.02	\$117,504	\$74,628	135,040.02	\$134,470.02	(\$570.00)	\$518.58	\$124.74	
NOS	244.3	WASHBURN COUN	\$159,562.00	\$73,290		86,272.00	\$86,272.00	\$0.00	\$403.14	\$250.97	
NOS	61.2	TRI-COUNTY RECR	\$48,973.00	\$18,360		30,613.00	\$21,238.00	(\$9,375.00)	\$790.76	\$9.45	
	10,210.4	TOTAL	7,018,111.6	\$3,063,114		3,616,000.1	\$3,535,969.62	(\$80,030.51)	\$ 487.23	\$ 188.00	\$ 338,997.46

State Property

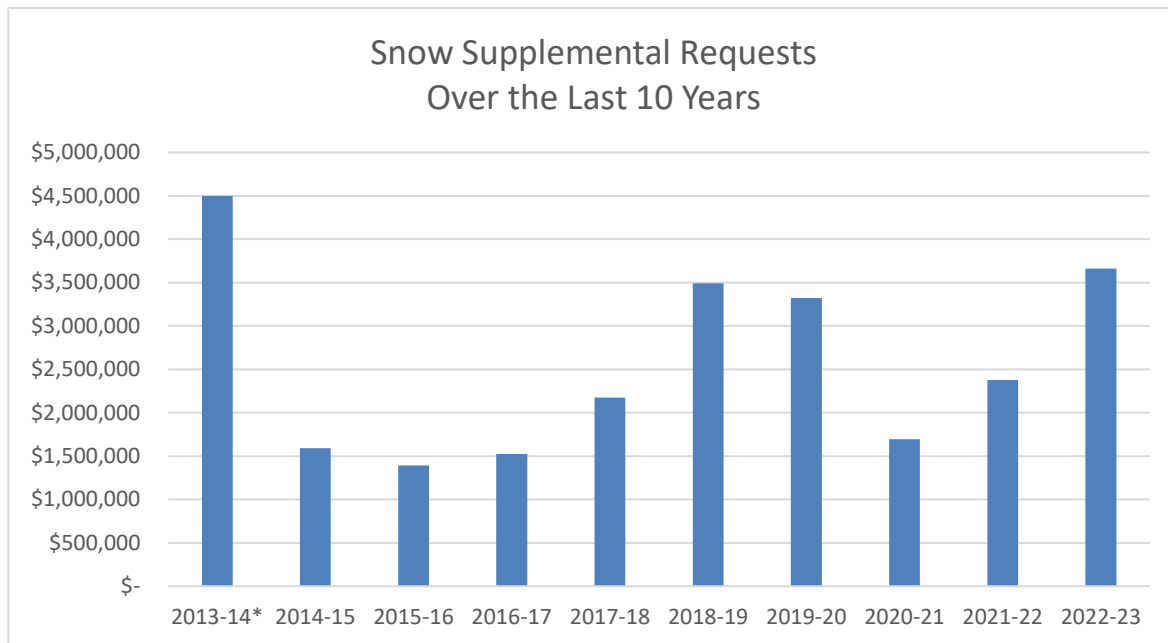
				Max Eligible						
Bearskin Trail										
18.2	Cross Co Cruisers	\$19,170.00	\$5,460	10,920.00	10,920.00	\$0.00	\$1,053.30	\$0.00	\$2,790.00	
Brule River SF										
32.0	Brule River Riders	\$25,301.80	\$9,600	15,701.80	15,701.80	\$0.00	\$723.53	\$67.15	\$0.00	
NH-AL SF										
28.5	New Tom	\$26,409.75	\$8,550	17,100.00	17,100.00	\$0.00	\$762.74	\$163.92	\$759.75	
Tussockia Trail										
2.1	Birchwood Bobcat	\$2,404.00	\$630	1,260.00	1,260.00	\$0.00	\$1,093.33	\$0.00	\$514.00	
80.8	Subtotal	\$73,285.55		\$44,981.80	\$44,981.80					
10,291.2	Grand Total	\$7,091,397.13		\$3,660,981.92	\$3,580,951.42	(\$80,030.51)				

Snowmobile Supplemental Maintenance 10 Year Seasonal History

Snowmobile Season	Fiscal Year	Total Request	Total Payment	% of Req Paid	Basic Maint @ \$300/Mi	Per Mile Maint w/ Supp (Statewide Average) *	Total Maintenance
2013-14*	2015	\$ 4,498,600	\$ 3,016,500	67.2%	\$ 5,658,033	\$ 460 per mile	\$ 8,674,533
2014-15	2016	\$ 1,591,493	\$ 1,563,000	100.0%	\$ 5,656,725	\$ 383 per mile	\$ 7,219,725
2015-16	2017	\$ 1,393,585	\$ 1,337,771	100.0%	\$ 5,641,215	\$ 371 per mile	\$ 6,978,986
2016-17	2018	\$ 1,523,565	\$ 1,255,154	100.0%	\$ 5,684,592	\$ 366 per mile	\$ 6,939,746
2017-18	2019	\$ 2,174,711	\$ 2,145,475	100.0%	\$ 5,672,850	\$ 413 per mile	\$ 7,818,325
2018-19	2020	\$ 3,492,658	\$ 3,438,074	100.0%	\$ 5,676,180	\$ 482 per mile	\$ 9,114,254
2019-20	2021	\$ 3,322,696	\$ 3,303,768	100.0%	\$ 5,823,444	\$ 481 per mile	\$ 9,127,212
2020-21	2022	\$ 1,693,563	\$ 1,666,258	100.0%	\$ 5,949,585	\$ 395 per mile	\$ 7,615,843
2021-22	2023	\$ 2,378,701	\$ 2,370,353	100.0%	\$ 5,980,785	\$ 432 per mile	\$ 8,351,138
2022-23	2024	\$ 3,660,982	\$ 3,580,951	100.0%	\$ 6,076,905	\$ 482 per mile	\$ 9,657,856
10 Year Average		\$ 2,573,055	\$ 2,232,928			\$ 420 per mile	\$ 7,982,196

*Includes \$301,200 from snowmobile registration revenues.

* Statewide Average includes all base maintenance payments + supplemental across the state, divided by the total number of funded miles in the state



10 Year Average = \$2,560,000 / year

2023-24 Snowmobile Funding Summary

<u>Category</u>	<u>Funds Available</u>	<u>Amount Requested</u>	<u>Amount Funded</u>	<u>Balance</u>
Funds Available	\$ 12,261,872			\$ 12,261,872
Supplemental 22-23 (prelim est)		\$ 3,586,072	\$ 3,586,072	\$ 8,675,800
Maintenance		\$ 6,076,281	\$ 6,076,281	\$ 2,599,519
GPS Units		\$ 200,000	\$ 200,000	\$ 2,399,519
<u>Funds For Development, etc</u>	\$ 2,399,519			\$ 2,399,519
Storm Damage		\$ 13,173	\$ 13,173	\$ 2,386,346
Cost Increase Requests		\$ 137,500	\$ 58,000	\$ 2,328,346
Snow Bridge Rehab		\$ 2,086,265	\$ 1,101,033	\$ 1,227,313
Snow Trail Rehab		\$ 281,470	\$ 7,630	\$ 1,219,683
Snow Relocation Mandatory		\$ 1,341,279	\$ 599,623	\$ 620,060
Snow Relocation Discretionary		\$ 457,566	\$ 433,415	\$ 186,645
Snow Bridge New		\$ 529,692	\$ -	\$ 186,645
New Miles (336 @ \$300/mile)		\$ 100,656	\$ -	\$ 186,645
Snow Acquisition		\$ -	\$ -	\$ 186,645
Snow Non-Trail Development		\$ 31,296	\$ -	\$ 186,645
BALANCE				\$ 186,645
Development Total		\$ 11,255,177	\$ 8,489,155	