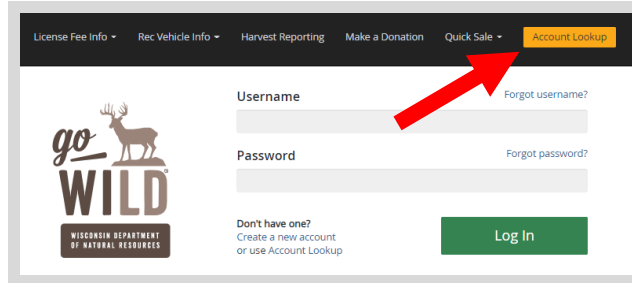


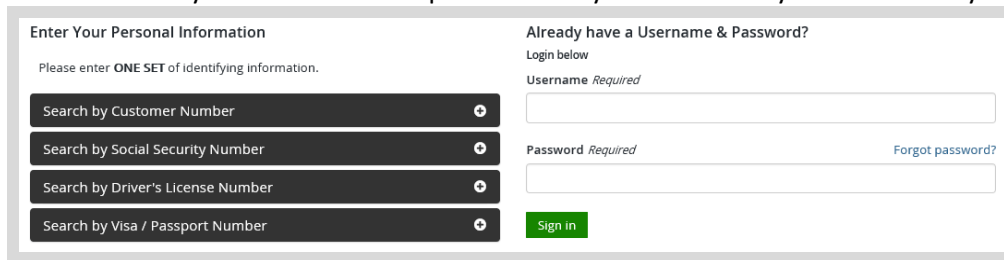
HOW TO: Use your DNR GoWild account

STEP 1: Log into your Go Wild account

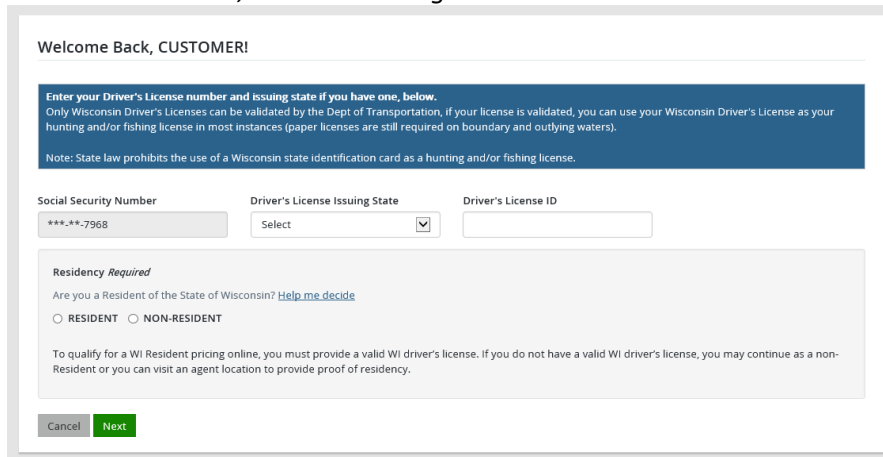
- **Visit the website gowild.wi.gov.** If you have already set up a username/password for your account, you may log in directly using that. If you have not yet created a username/password, use the "Account Lookup" option to search for your account or create a new account if necessary.



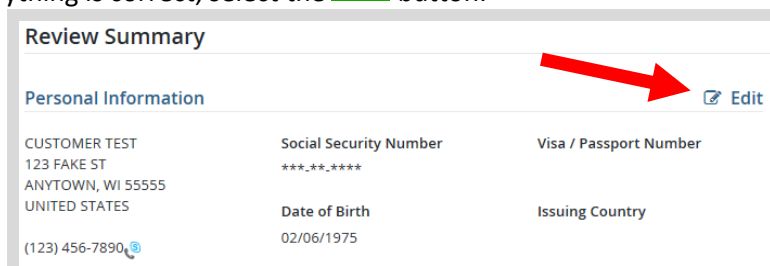
- **Access your Account** - Search for your existing customer record using one of the four personal information options on the left. Or enter your username and password for your account if you have already created one.



- **Welcome Back!** Enter your driver license information (optional). If you do not wish to enter your driver license, leave both the DL state and DL number blank. Next indicate your state residency (Wisconsin resident or nonresident). If you are unsure of your state residency, select the [Help me decide](#) link. *Note: To change your residency from nonresident to resident, all customers age 18 and over must include a WI driver license number.*



- **Review Summary.** Check your personal information for accuracy. If changes need to be made, select the [Edit](#) icon. If everything is correct, select the [Yes](#) button.



Welcome to your Go Wild Home Page!

- Your Go Wild home page is your central hub for all your hunting and fishing and recreational needs. Each section of the page is designed to get the licenses and permits you need to go to enjoy the outdoors:

Important messages: Look here to learn any new rule changes or updates.

My Gear: View your game registrations, your registered vehicles, safety certifications, and your application status

License Catalog: Purchase hunt fish licenses, permits, and applications. Renew your recreational vehicles and buy trail passes.

Recreational Vehicles: Register new recreational vehicles or renew vehicles already in your account. Purchase trail passes, or order replacement materials such as registration decals. Select My Vehicles to see all your registered vehicles.

License History: Reprint, view your licenses, and drawing applications. Review your purchases.

The screenshot shows a user dashboard for 'Hi, James' with a DNR ID of 729-086-322. At the top, there are two important messages: one about fall turkey and deer bonus permits, and another about Farmland Zone 2 selections. Below this is a 'My Gear' section with a sidebar containing: Game Registrations (No tags to display), Registered Vehicles (Boat - 1980 Make Test Model Test), Safety Certifications (HUNTER), and Preference Points (Spring Turkey: 0 points, 2028; Wolf: 0 points, 2022; Fisher: 0 points, 2019). The main content area features six cards: License Catalog, Game Registration, Recreational Vehicles, Safety Education, License History, and Need Help?. Each card has a descriptive text and a 'MANAGE YOUR...' button.

Customer Information: This section contains your personal info and the means to edit your profile.

Game Registration: Visit here to register your game harvest easy and fast. Look up what tags you have used so far, and which you have left. See what game you have registered in the past.

Safety Education: Check your dashboard to see the safety education courses you have taken. You can reprint a copy of your safety certificates at no charge. Search for and enroll in a safety education class

Need Help?: The DNR has a customer support line ready to help you with your hunting and fishing license needs. It open 7 days a week from 7am to 10pm.

